

Creating Polls and Quizzes with Activsoftware Expressions Edition

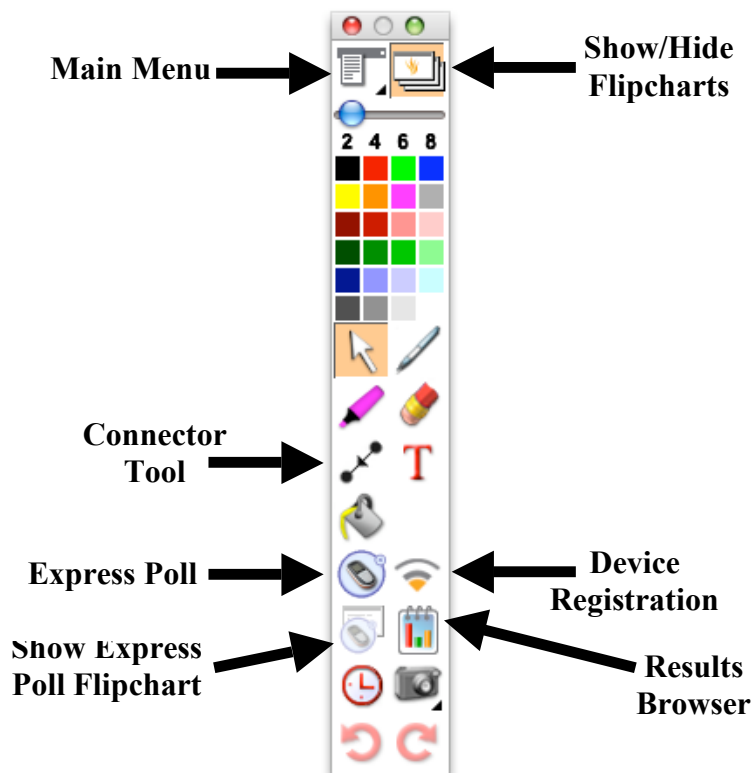
Before you use the Expressions, you will need to install the Activsoftware Expressions Edition software. The disk can be found in the Expressions case.

Activsoftware Expressions Edition is used to create the various types of questions that can be asked using the Expressions. The questions include yes/no or true/false, multiple choice, sort in order, likert, text entry and numeric entry.

The Expressions software uses tools that are similar to those found in ActivStudio and it will open ActivStudio flipcharts. The pages that follow walk you through creating a blank flipchart and creating polls for existing flipcharts.

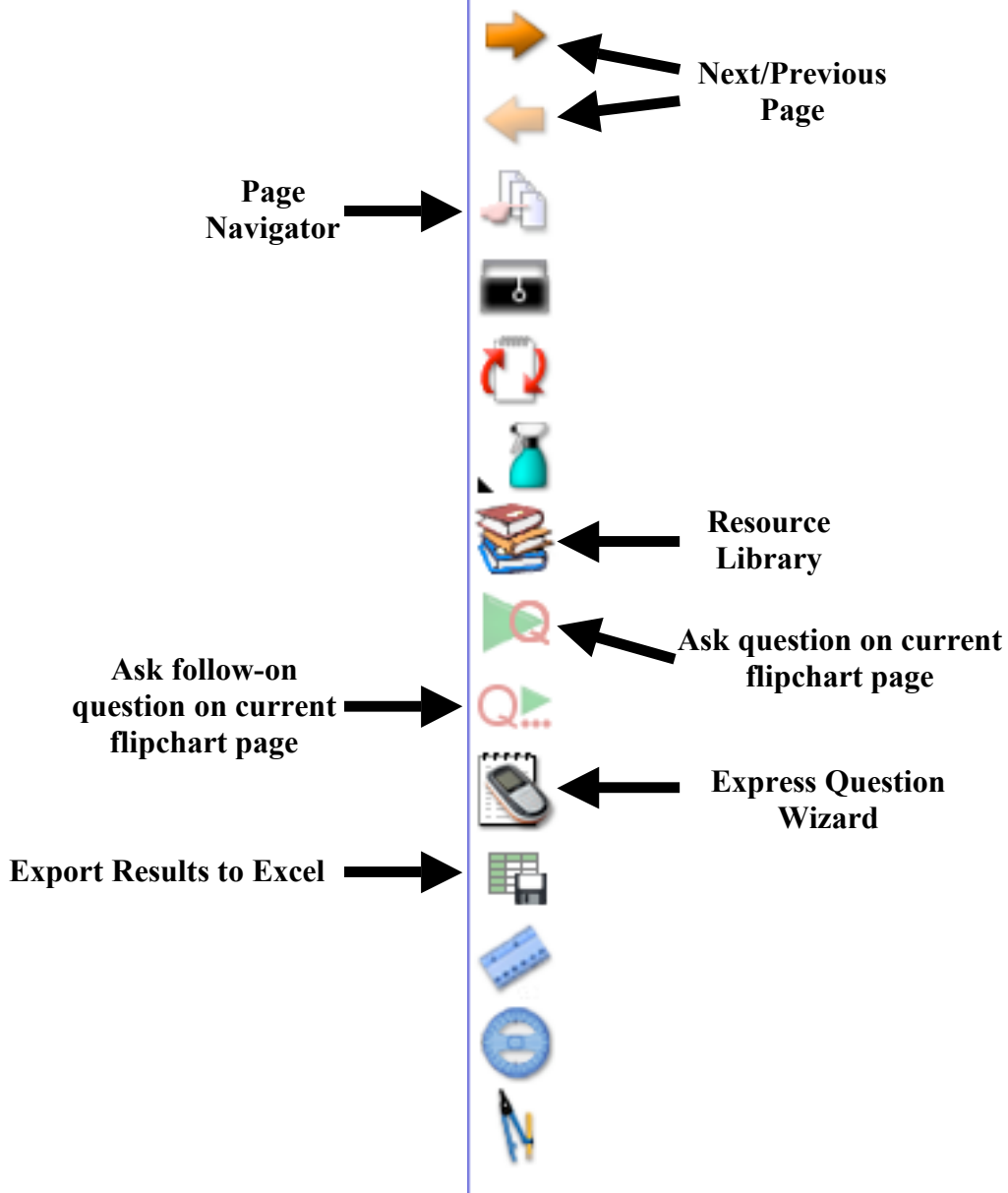
The Basics

The Activstudio Expressions Edition Toolbox



Flipchart Toolstrip

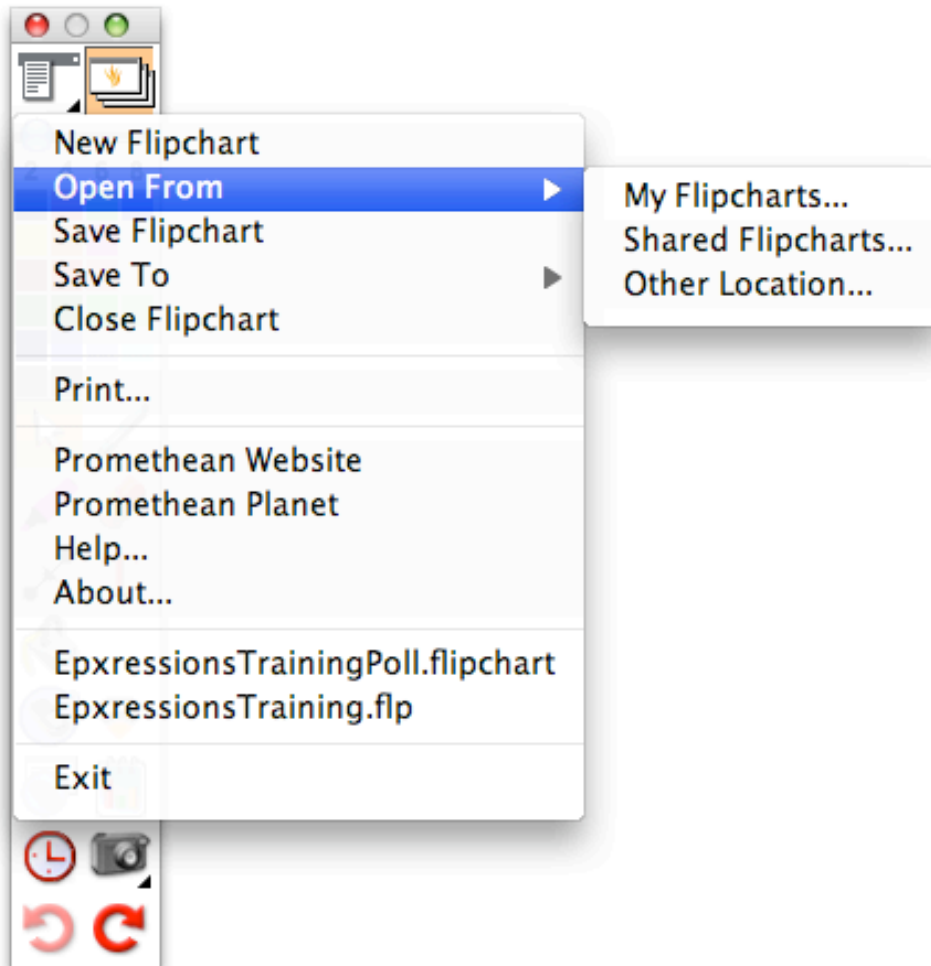
This is located on the right edge of the Expressions Edition screen.



Creating a Poll from an Existing Flipchart

Begin by clicking on the Main Menu button and choosing Open from. Your options are My Flipcharts, Shared Flipchart and Other Location.

**Be sure you know where your flipchart is before you begin, this will save time.*



Once the flipchart is open, save it with a new name to indicate that it is a poll. (e.g. GeographyVocabPoll or GeographyVocabQuiz)

**Once a flipchart is opened in Activsoftware Expressions Edition,
you will no longer be able to open it in ActivStudio.**

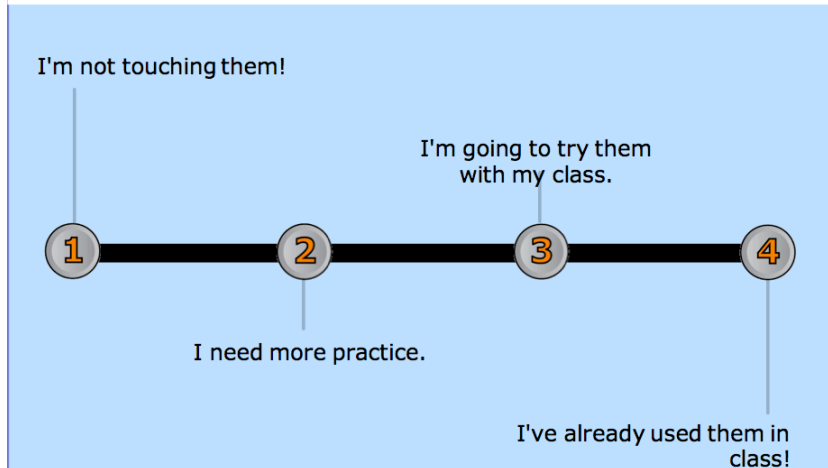
Once the flipchart is open, use the Next and Previous arrows to move to a page with a question on it.



Once on the question page, choose the Expression Question Wizard.



How comfortable are you with using the Expressions?



Choose the type of question show on the page. Enter the question text and click Next. In this example we will be using a likert scale.

Expression Question Wizard

Editing question

Enter question text:

How comfortable are you with using the Expressions?

Choose question type:

Multiple Choice Yes/No True/False Sort in order Likert scale Text entry Number entry

< Back Next > Finish Apply and Restart Cancel

Now select the options for the question. In this case we are using a Generic 4-scale because we have made our own choices on the original question. When finished, click Next.

Expression Question Wizard

How comfortable are you with using the Expressions?
Likert scale

Choose a Likert scale: Generic 4-scale

Likert scale name: Generic 4-scale Number of options: 4

1. Option 1
2. Option 2
3. Option 3
4. Option 4

< Back Next > Finish Apply and Restart Cancel

When creating a poll from an existing flipchart you need to choose *Do not modify the flipchart page* in order to keep all of the text, formatting, images and designs on the flipchart page. When finished, click Next.

Expression Question Wizard

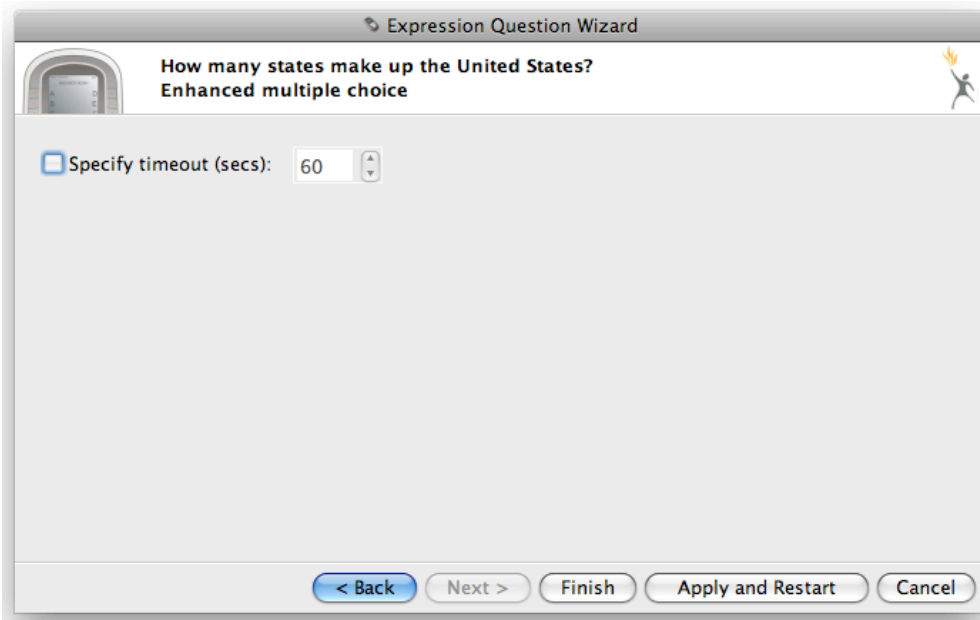
How comfortable are you with using the Expressions?
Likert scale

Do not modify the flipchart page
 Update question text
 Replace page content using template:

- ▶ ENHANCED MC
- ▶ LIKERT
- ▶ MC
- ▶ NUMBER ENTRY
- ▶ SORTING
- ▶ TEXT ENTRY
- ▶ YES NO TRUE FALSE
 - ▶ 000
 - ▶ 001
 - ▶ 002
 - ▶ 003

< Back Next > Finish Apply and Restart Cancel

Here you have the option to specify a timeout to end the polling automatically. This is optional. Whether you have specified a timeout or not, you will choose Finish to create the question.



The screenshot shows a dialog box titled "Expression Question Wizard". The main content area displays the question "How many states make up the United States?" and the type "Enhanced multiple choice". There is a small icon of a person with a torch in the top right corner. Below the question, there is a checkbox labeled "Specify timeout (secs):" which is currently unchecked. To the right of the checkbox is a text input field containing the number "60" and a small spinner control. At the bottom of the dialog, there are five buttons: "< Back" (highlighted in blue), "Next >", "Finish", "Apply and Restart", and "Cancel".

Finally, save your changes.