

Creating Polls and Quizzes with Activsoftware Expressions Edition

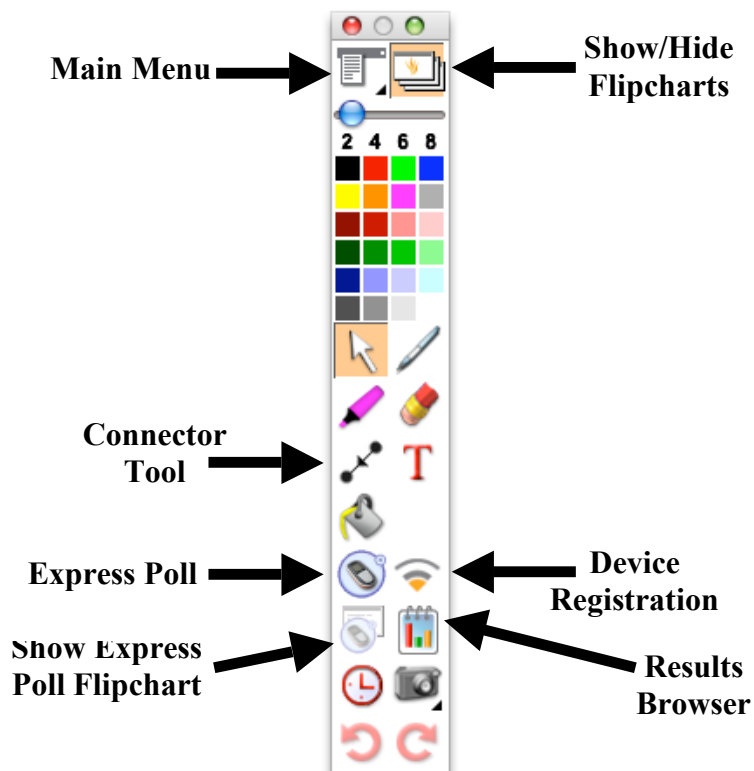
Before you use the Expressions, you will need to install the Activsoftware Expressions Edition software. The disk can be found in the Expressions case.

Activsoftware Expressions Edition is used to create the various types of questions that can be asked using the Expressions. The questions include yes/no or true/false, multiple choice, sort in order, likert, text entry and numeric entry.

The Expressions software uses tools that are similar to those found in ActivStudio and it will open ActivStudio flipcharts. The pages that follow walk you through creating a blank flipchart and creating polls for existing flipcharts.

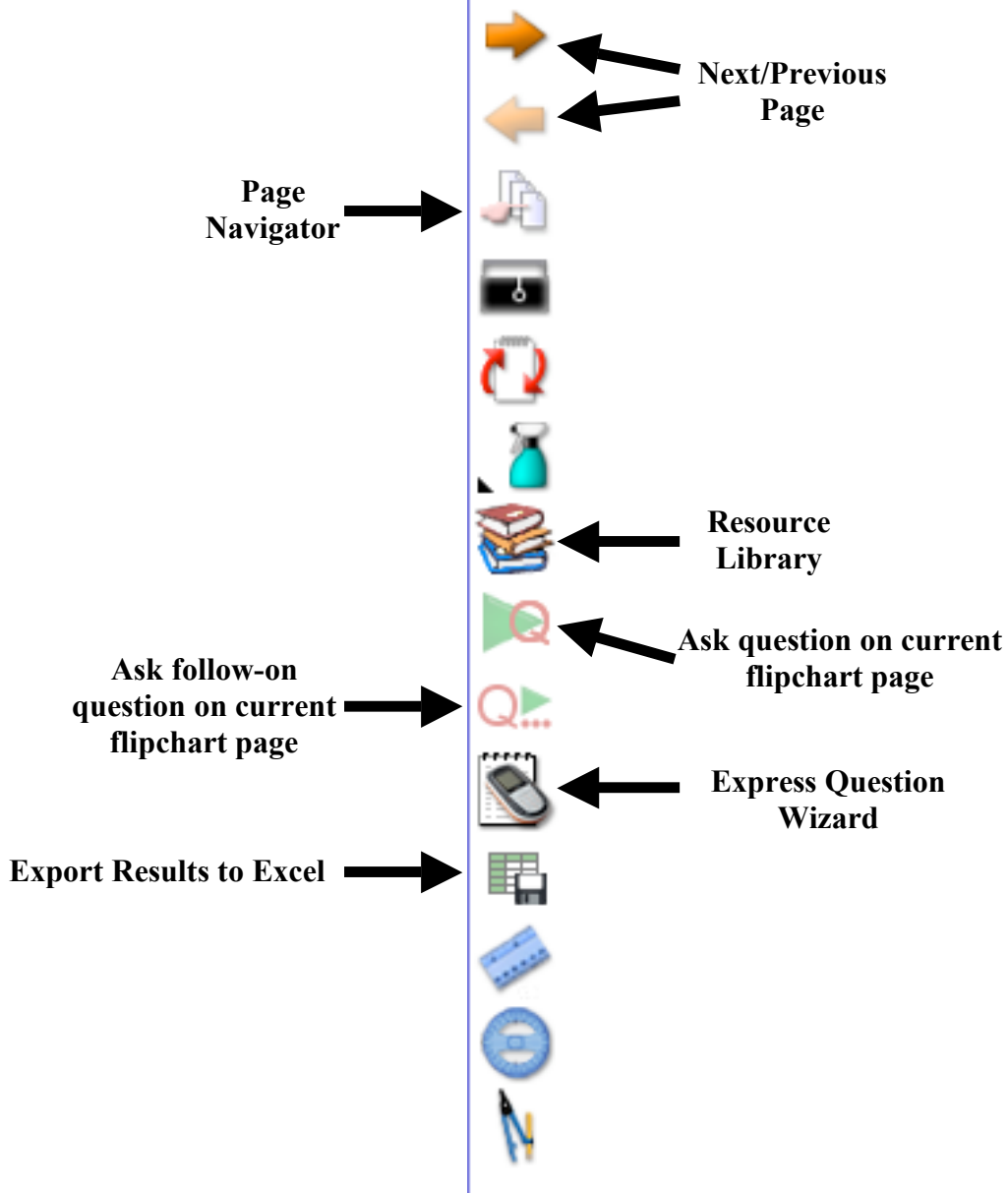
The Basics

The Activstudio Expressions Edition Toolbox



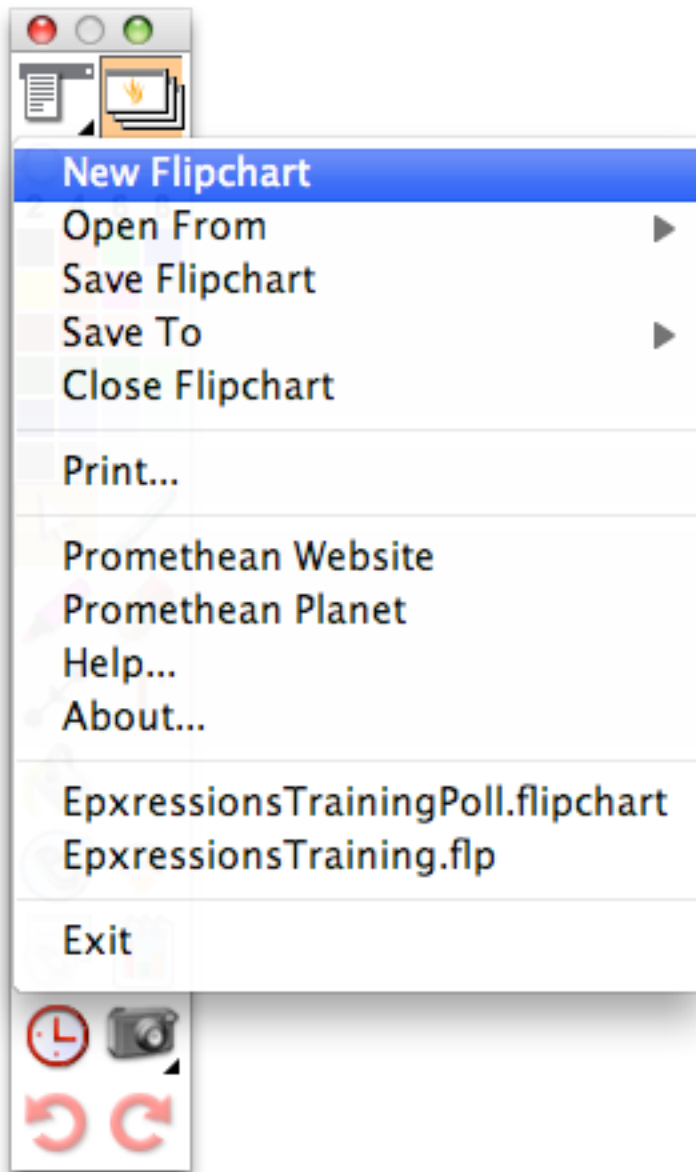
Flipchart Toolstrip

This is located on the right edge of the Expressions Edition screen.



Creating a New Flipchart

To create a new flipchart you need to click on the Main Menu button and choose New Flipchart. This will open new blank flipchart. You should save the flipchart at this time.



To create a new set of quiz or poll questions, select the Express Question Wizard button.



You will see the Express Questions Wizard dialog box shown below.

The screenshot shows the 'Expression Question Wizard' dialog box with the title 'Creating new question'. It features a text input field for the question text. Below it, there are six icons representing different question types: Multiple Choice (a 2x2 grid with letters A, B, C, D), Yes/No True/False (a green checkmark and a red X), Sort in order (a list of three boxes), Likert scale (a horizontal line with five tick marks), Text entry (the text 'A/a/1'), and Number entry (the number '123'). At the bottom, there are five buttons: '< Back', 'Next >', 'Finish', 'Apply and Restart', and 'Cancel'.

The white box at the top is where you enter the question you want to ask. Below the question, choose the type of question you wish to ask. Click Next.

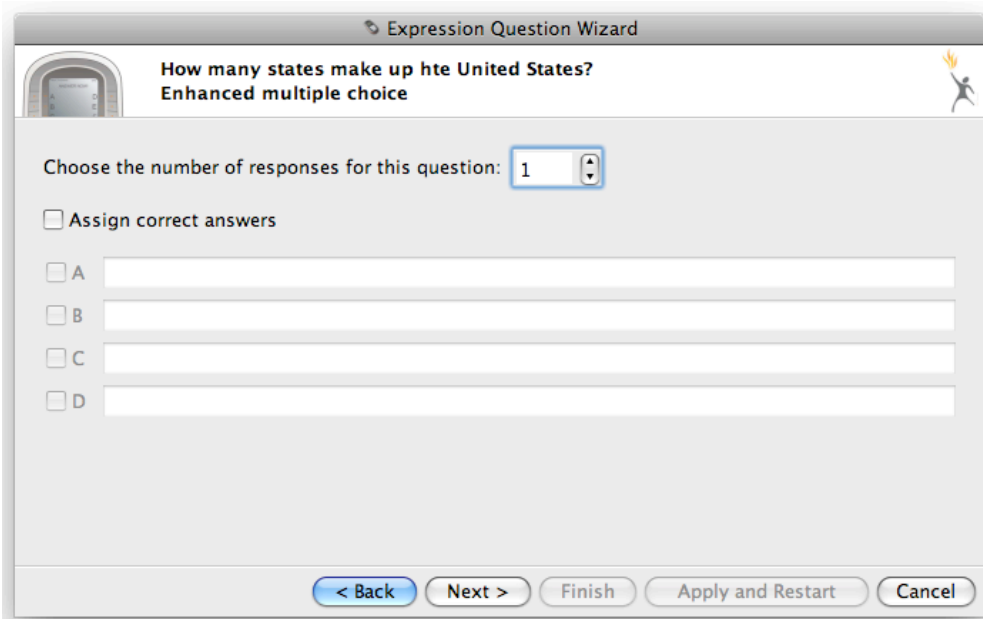
In the next screen you will be asked to make choices based on the type of question you chose. For this example we are using a multiple choice question.

The screenshot shows the 'Expression Question Wizard' dialog box with the title 'Enhanced multiple choice'. The question text is 'How many states make up hte United States?'. Below the question, there is a dropdown menu for 'Choose the number of options:' with the value '4'. Another dropdown menu for 'Choose the type of option label:' is open, showing 'Alphabetic (A-F)' selected and 'Numeric (1-6)' as an alternative. Below these are four text input fields labeled A, B, C, and D for entering the option text. At the bottom, there are five buttons: '< Back', 'Next >', 'Finish', 'Apply and Restart', and 'Cancel'.

Now choose the number of options (1-6), the type of option label (1-6 or A-F), and enter the text for each option. This is optional.

Once done setting the options for the question, click Next.

Multiple choice questions have the ability to allow more than one answer. In this section you can enter the number of responses, assign a right answer(s) and enter the answer options. Once finished, click Next.



The screenshot shows a window titled "Expression Question Wizard". The main heading is "How many states make up hte United States?" with the sub-heading "Enhanced multiple choice". Below this, there is a label "Choose the number of responses for this question:" followed by a dropdown menu set to "1". There is an unchecked checkbox labeled "Assign correct answers". Below that are four rows, each with an unchecked checkbox and a text input field, labeled A, B, C, and D. At the bottom of the window are five buttons: "< Back", "Next >", "Finish", "Apply and Restart", and "Cancel".

In this step you will need to select one of the following options: *Create question text* or *Replace page content using template*.

Create question text will simply insert the desired text.

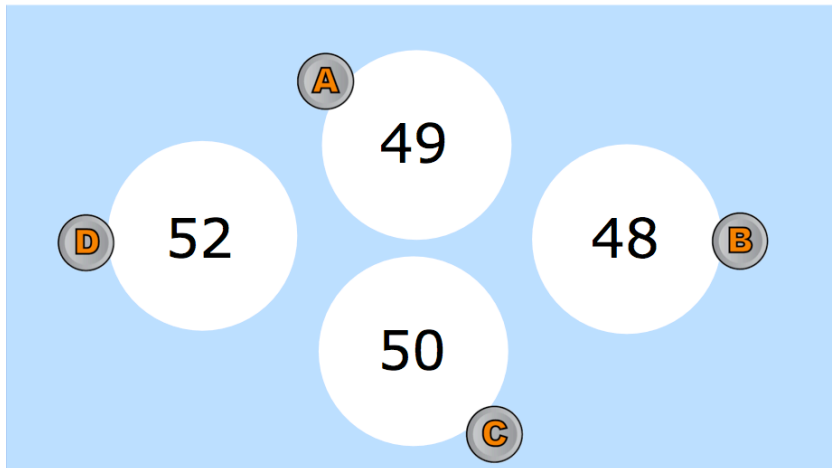
**How many states make up the
United States?**

- A 50**
- B 48**
- C 52**
- D 49**

Replace page content using template will allow you to choose a design from the existing options.



How many states make up the United States?



After you choose *Create question text* or *Replace page content using template*, click Next. At this point you may choose a Time out option. A Time out option will end polling after the designated amount of time.

Whether you have specified a timeout or not, you will choose Finish to create the question.

Finally, save your changes.

Polling or Quizzing Students

Open the flipchart with your poll or quiz.

When you arrive at a page with a question on it, click the Ask question on current flipchart page button.



A box will appear on the screen with a STOP button (grey box with a red square). Once everyone has answered, click stop and the chart will appear on the screen. Close the chart box to go onto the next question.